



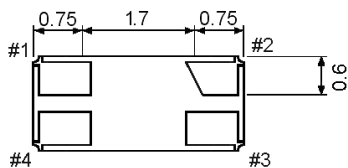
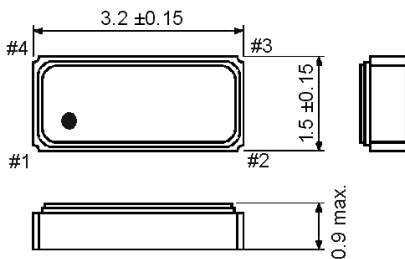
Clock Oscillator SMD-version

+2.5V / +3.3V

part no.	12.xxxxx
model	KXO-V32T
frequency	32.768 kHz
frequency tolerance at +25°C	±3 ppm
frequency stability max. at -40° ~ +85°C	±20 ppm max, ±10 ppm typ.
operating temperature	-40° ~ +85°C
storage temperature	-55° ~ +125°C
supply voltage V _{DD}	+1.3V ~ +3.5V*
input voltage V _{DD}	+2.5V DC ±5% or +3.3V DC ±5%
input current max.	1.0µA typ., 2.0µA max., at +3.3V, no load
symmetry	50% ± 10% at 15 pF load
rise & fall time max.	50 ns at output level 20 ~ +80% with 15 pF load
"0" level max.	VOL: 0.4V IOL 0.4 mA at V _{DD} 2.0V
"1" level min.	VOH: V _{DD} -0.4V IOH -0.4 mA at V _{DD} 2.0V
tri-state control voltage (Pin#1)	VIH: V _{DD} x 0.8 min. VIL: V _{DD} x 0.2 max.
output load max.	15 pF HCMOS
start up time max.	0.5 sec
contents of reel	3000 pcs

* When the supply voltage drops to 2V or less, the frequency compensation is inactive. The compensation interval is 2 sec.

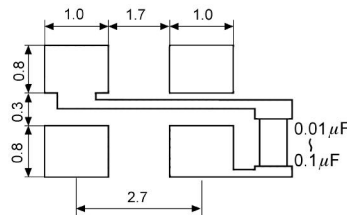
Dimensions (mm):



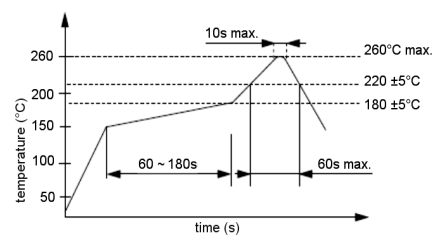
PIN	CONNECTION
1	"L" "H"
2	GND
3	OUTPUT
4	V _{DD}

Z: high impedance

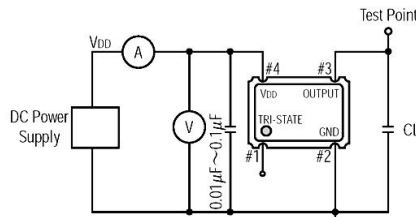
Suggested soldering pad:



Reflow soldering condition:

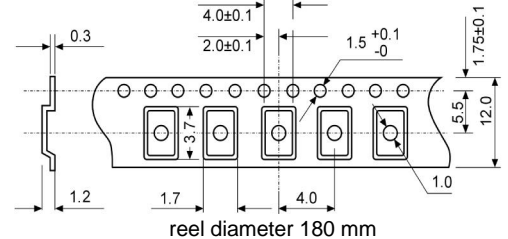


Test circuit:

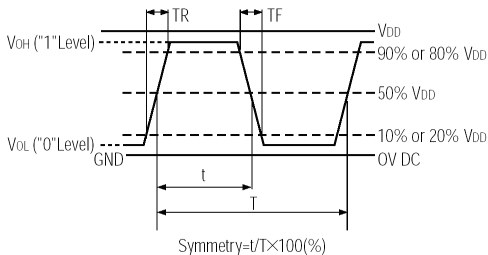


CL : including fixture and probe capacitance.

Tape specification:



Output waveform:



Temperature characteristic (for reference only 3.3V):

